

**ANNUAL BUDGET OF**  
**CHRIS HANI DISTRICT**  
**MUNICIPALITY**



**CHRIS HANI**  
**DISTRICT MUNICIPALITY**  

---

**SUSTAINING GROWTH**  
**THROUGH OUR PEOPLE**

**2012/13 AND 2014/15**

# TABLE OF CONTENTS

PG

1. Budget Related Resolutions	3
2. The Budget	
2.1 Executive Summary	3
Operating Income	3
Capital Income	4
Operating Expenditure	4
Capital Expenditure	5
MIG Projects	6-9
BIG Projects	10-11
Water Refurbishment Projects	12
Rural Road Asset Management	13
EPWP Projects	14
Accelerated Community Infrastructure Grant	15
Summary of Projects	16
Operating Assets Capital Budget	17
2.2 Budget Related Charts& Explanatory Notes	18
Chart1: Revenue by Major Source	18
Chart2: Operating Expenditure by Major Vote	19
Chart3: Operating Asset Finance Reserve	20
3. Supporting Documentation (Process Overview)	21
4. Budget Related Policies	22
5. Quality Certificate	23
6. Municipal Annual Budget Budgets and MTREF & supporting Tables	

# 1. BUDGET RELATED RESOLUTIONS

## RECOMMENDATIONS

- (a) That the Approved draft Operating budget for the MTREF for the period 2012/2013 to 2014 & 2015 be accepted as final.
- (b) That the Approved draft Capital budget for the MTREF for the period 2012/2013 to 2014 & 2015 be accepted as final.
- (c) That all Council tariffs increase by 6%.

## THE BUDGET

### 2.1 EXECUTIVE SUMMARY

#### OPERATING INCOME

The total estimated Operating Income for the 2012/2013 financial year amounts to R 425,341,135 which is generated from:

* Equitable Share	R 359,914,000
* MSIG	R 1,000,000
* MIG	R 3,000,000
* LG FMG	R 1,500,000
* DWAF Operating	R 16,878,000
* Dept of Transport	R 27 033 635
* Investment Income	R 15,453,500
* Interest on Debtors	R 12,000
* Other Income	R 550,000
<b>Total</b>	<b>R 425,341,135</b>

The amount of R 425,341,135 reflects a decrease of 7.31% on the previous Year's operating income.

#### CAPITAL INCOME

The total estimated Capital Income for the 2012/2013 financial year amounts to R 544,479,000 which is generated from :

* MIG- Projects	R 342,243,000
* BIG – Projects	R 169,405,000
* EPWP – 2013-allocation	R 9,835,000
* EPWP – 2012-allocation	R 16,400,000
* Rural Transport	R 1,776,000
* Accel Comm Infr Programmes	R 4,820,000
<b>Total</b>	<b>R 544,479,000</b>

The amount of R 544,479,000 reflects an Increase of 19.2% on the previous years capital income approved budget.

## **OPERATING EXPENDITURE**

The total estimated expenditure for the 2012/2013 financial year amounts to R 425,341,135 which derives from :

* Salaries and allowances	R 142,172,230
* Remuneration of Councilors	R 6,668,431
* Collection Costs	R 5,000
* Depreciation	R 3,084,800
* Interest paid	R 2,000,000
* Repairs and Maintenance	R 1,030,238
* Bulk Purchases	R 5,230,000
* Training Fund	R 1,500,000
* Contracted Services	R 2,796,000
* Grants and Subsidies	R 144,160,219
* General Expenses	R 50,361,192
* Equitable Share funded programmes	R 40,000,000
* Refurbishment of Water Schemes	R 10,000,000
* Conditional grants- programmes	R 13,500,000
* Asset Finance Reserve	R 2,833,025
<b>Total</b>	<b>R 425,341,135</b>

The amount of R 425,341,135 reflects a decrease of 7.31% on the previous year's Operating expenditure.

## **CAPITAL EXPENDITURE**

The total estimated capital expenditure for the 2012/2013 financial year amounts to R 544,479,000 which derives from :

* MIG- Projects	R 342,243,000
* BIG – Projects	R 169,405,000
* EPWP- Projects	R 9,835,000
* EPWP – Projects	R 16,400,000
* Rural Transport- Projects	R 1,776,000
* AccelComm Infr Programmes	R 4,820,000
<b>Total</b>	<b>R 544,479,000</b>

The amount of R 544,479,000 reflects a decrease of 19.2% on the previous year's expenditure.

## **EXPLANATORY NOTE**

Remedial action such as cost cutting exercises, aligning of programmes to priority issues (CHDM turnaround objectives); and review of programmes in terms of our functional mandates must be undertaken.

The overall negative growth of 20 % is attributed to reversal of the deficit that was budgeted for in 2011-2012 budget. However employee related costs have increased by 10.2%, including Councilor remuneration and General Expenses have decreased.

Headline Consumer Price Index(CPI) applied in the 2012/2013 MTREF is 5.9%,5.3% and 4.9% respectively for the 3 year period. The levels are within the NT and SARB CPI projections(3% to 6% range). Budgetary allocations within the current financial year (2012/2013) were largely based on a CPI level of 5.9%.

CHRIS HANI DISTRICT MUNICIPALITY

CAPITAL BUDGET  
- 2012/13 to 2014/15

MUNICIPAL  
INFRASTRUCTURE  
GRANT

Project Name	Funder	2012/2013					
		2012/2013	2013/2014	2014/2015	WATER	SANITATION	OTHER
-							
<b>EMALAHLENI MUNICIPALITY</b>							
Indwe Rehabilitation of Rds &S/ water	MIG	R 6 100 000	R 0	R 0			R 6 100 000
Cacadu Villages Water	MIG	R 500 000	R 0	R 0	R 500 000		
Mackay's Nek Sanitation	MIG	R 4 000 000	R 0	R 0		R 4 000 000	
Vukani Bulk Services water & roads	MIG	R 250 000	R 0	R 0	R 250 000		
Qoqodala Access Road	MIG	R 0	R 0				R 0
Dubeni Access Road	Epwp	R 0	R 0				R 0
Cluster 1 Waterbacklog (Wards 7,8 ,10,13,14)	MIG	R 14 000 000	R 13 000 000	R 14 000 000	R 14 000 000		
Cluster 2 Water Backlog (Wards 1,2,4&6)	MIG	R 5 000 000	R 8 000 000	R 10 000 000	R 5 000 000		
Cluster 4 Water Backlog	MIG	R 11 000 000	R 13 000 000	R 10 000 000	R 11 000 000		
Cluster 4 sanitation (Wards 2,3,4,5,15,16,Vukani Guba,& Percy Villages)	MIG	R 11 000 000	R 20 000 000	R 16 000 000		R 11 000 000	
Cluster 3 Sanitation( Wards 7,8,9,10,11,12,13& 14)	MIG	R 9 000 000	R 12 000 000	R 12 000 000		R 9 000 000	
Dordrecht Bucket Eradication	MIG	R 3 800 000	R 2 000 000	R 12 000 000		R 3 800 000	
<b>TOTAL: EMALAHLENI LM</b>		<b>64 650 000</b>	<b>68 000 000</b>	<b>74 000 000</b>	<b>30 750 000</b>	<b>27 800 000</b>	<b>6 100 000</b>
<b>INKWANCA MUNICIPALITY</b>							
	Funder	2012/13	2013/2014	2014/2015	WATER	SANITATION	OTHER
Molteno Oxidation Ponds	MIG	R 2 500 000	R 2 800 000	R 1 500 000		R 2 500 000	
Bulk Services Water and Sanitation Molteno ( WWTW, WTW)	MIG	R 500 000	R 500 000	R 1 500 000		R 500 000	
Bulk Services Water and Sanitation Sterkstroom ( WWTW, WTW)	MIG	R 300 000	R 500 000	R 1 500 000		R 300 000	
Molteno Low Level Bridge	MIG	R 200 000	R 0	R 0			R 200 000
Molteno Sport Complex	MIG	R 1 000 000	R 500 000	R 0			R 1 000 000

<b>TOTAL: INKWANCA LM</b>		<b>R 4 500 000</b>	<b>R 4 300 000</b>	<b>R 3 000 000</b>	<b>R 0</b>	<b>R 3 300 000</b>	<b>R 1 200 000</b>
<b>INTSIKA YETHU MUNICIPALITY</b>		<b>2012/13</b>	<b>2013/2014</b>	<b>2014/2015</b>	<b>WATER</b>	<b>SANITATION</b>	<b>OTHER</b>
Cofimvaba Sewer (Bulk line and treatmworks)	<b>MIG</b>	R 5 000 000	R 500 000	R 0.00		R 5 000 000	
Tsomo RDP 2 Water supply	<b>MIG</b>	R 3 000 000	R 1 000 000		R 3 000 000		
Tsomo RDP 3	<b>MIG</b>	R 1 000 000	R 0.00		R 1 000 000		
Cofimvaba Ward 15 - Water Reticulation Phase 2	<b>MIG</b>	R 1 500 000	R 0.00		R 1 500 000		
Cofimvaba - Roads in Wards 7, 9, 12, 14(528)	<b>MIG</b>	R 1 000 000	R 0.00				R 1 000 000
Luthuli water supply	<b>MIG</b>	R 1 500 000	R 0.00		R 1 500 000		
Ward 8 Sanitation	<b>MIG</b>	R 2 000 000	R 500 000	R 1 000 000		R 2 000 000	
Ward 3 Sanitation	<b>MIG</b>	R 2 000 000	R 500 000	R 1 000 000		R 2 000 000	
Qamata water Project(877)	<b>MIG</b>	R 10 000 000	R 8 000 000	R 6 500 000	R 10 000 000		
Intsika Yethu Ward (6,9,12,21 old phase 2) Water Supply	<b>MIG</b>	R 1 000 000	R 4 000 000	R 3 000 000	R 1 000 000		
Kuluqolo Access Roads	<b>MIG</b>	R 0.00	R 0.00	R 0.00			R 0.00
Intsika Yethu Sanitation Ward 4, 7,8 & 23-Amanzabantu	<b>MIG</b>	R 2 000 000	R 500 000	R 0.00		R 2 000 000	
Cofimvaba water reticulation	<b>MIG</b>	R 2 000 000	R 0.00	R 0.00	R 2 000 000		
Cluster 6 Sanitation (Wards 1,2,3,6,9&22 )	<b>MIG</b>	R 9 500 000	R 13 000 000	R 15 000 000		R 9 500 000	
Cluster 7 Sanitation (Wards 10,11,12,14 & 20)	<b>MIG</b>	R 10 500 000	R 13 000 000	R 15 000 000		R 10 500 000	
Cluster 8 Sanitation (Wards 15,16,17,18,19)	<b>MIG</b>	R 12 000 000	R 13 000 000	R 15 000 000		R 12 000 000	
Cluster 2 Water backlog(Ward1,4,5,6,7)	<b>MIG</b>	R 9 000 000	R 13 000 000	R 15 000 000	R 9 000 000		
Cluster 4 Water backlog(Ward 21,22)	<b>MIG</b>	R 5 000 000	R 6 106 000	R 10 000 000	R 5 000 000		
Cluster 9 Water backlog (Ward 13)	<b>MIG</b>	R 4 500 000	R 7 000 000	R 13 000 000	R 4 500 000		
Upgrading of Tsojana Treatment Works and Bulcline	<b>MIG</b>	R 0.00	R 0.00	R 0.00	R 0.00		
Tsomo Bulk Services( New Housing Development In Tsomo)	<b>MIG</b>	R 8 000 000	R 6 000 000	R 6 000 000	R 8 000 000		
<b>TOTAL: INTSIKA YETHU LM</b>		<b>R 90 500 000</b>	<b>R 86 106 000</b>	<b>R 100 500 000</b>	<b>R 46 500 000</b>	<b>R 43 000 000</b>	<b>R 1 000 000</b>
-							
<b>INXUBA YETHEMBA MUNICIPALITY</b>		<b>2012/13</b>	<b>2013/2014</b>	<b>2014/2015</b>	<b>WATER</b>	<b>SANITATION</b>	<b>OTHER</b>
Rosmead Rural Water	<b>MIG</b>	R 7 000 000	R 3 000 000	R 3 000 000	R 7 000 000		
Lingelihle Sewer Pump Station	<b>MIG</b>	R 500 000	R 500 000	R 3 000 000		R 500 000	
Cradock Water Treatment Works	<b>MIG</b>	R 500 000	R 3 500 000	R 2 000 000	R 500 000		
Cradock Clear Water Reservoir	<b>MIG</b>	R 500 000	R 1 900 000	R 1 000 000	R 500 000		
<b>TOTAL: INXUBA YETHEMBA LM</b>		<b>R 8 500 000</b>	<b>R 8 900 000</b>	<b>R 9 000 000</b>	<b>R 8 000 000</b>	<b>R 500 000</b>	<b>R 0</b>

<b>LUKHANJI MUNICIPALITY</b>							
		<b>2012/13</b>	<b>2013/2014</b>		<b>WATER</b>	<b>SANITATION</b>	<b>OTHER</b>
RA 60 Hewu Bulk Water Supply (Reticulation)	<b>MIG</b>	R 4 000 000	R 5 000 000	R 5 000 000	R 4 000 000		
Rathwick Water and Sanitation	<b>MIG</b>	R 5 000 000	R 6 000 000	R 10 000 000	R 5 000 000		
Upgrading Whittlesea/Sada WTW	<b>MIG</b>	R 1 000 000	R 1 000 000	R 1 000 000		R 1 000 000	
Ilinge Bulk Services	<b>MIG</b>	R 1 000 000	R 1 000 000	R 4 000 000	R 1 000 000		
Cluster 1 Water backlog (ward 27)	<b>MIG</b>	R 9 000 000	R 9 000 000	R 8 000 000	R 9 000 000		
Cluster 3 water backlog (Ward 1 )	<b>MIG</b>	R 9 000 000	R 9 000 000	R 7 000 000	R 9 000 000		
Cluster 1 Sanitation (Wards 5,11,12,13,14,18,27)	<b>MIG</b>	R 6 000 000	R 6 000 000	R 6 000 000		R 6 000 000	
Cluster 2 Sanitation (Wards 1,2,3,4,6,23,19,20,23,24,25,26,	<b>MIG</b>	R 6 000 000	R 6 000 000	R 6 000 000		R 6 000 000	
<b>TOTAL: LUKHANJI LM</b>		<b>R 41 000 000</b>	<b>R 43 000 000</b>	<b>R 47 000 000</b>	<b>R 28 000 000</b>	<b>R 13 000 000</b>	<b>R 0</b>
<b>NGCOBO MUNICIPALITY</b>							
		<b>2012/13</b>	<b>2013/2014</b>	<b>2014/2015</b>	<b>WATER</b>	<b>SANITATION</b>	<b>OTHER</b>
Nkondlo/Gqobonco water supply (Bulk supply)	<b>MIG</b>	500 000	-	-	500 000		
Bojane Skobeni Water Supply	<b>MIG</b>	500 000	-	-	500 000		
Engcobo treatment works	<b>MIG</b>	8 000 000	10 000 000	10 000 000		8 000 000	
Extension 11 Bulk Services	<b>MIG</b>	3 000 000	6 000 000	8 000 000	3 000 000		
Augmentation of Nkobongo Water Scheme	<b>MIG</b>	2 000 000	-	-	2 000 000		
Cluster 6 Water Backlog(Ward 9,13,15,16))	<b>MIG</b>	15 000 000	15 000 000	14 110 000	15 000 000		
Cluster 5 Water Backlog(Ward6'12,13,14)	<b>MIG</b>	7 500 000	10 000 000	13 000 000	7 500 000		
Cluster 7 Water Backlog(Ward 7,8,9,10,11,15)	<b>MIG</b>	12 000 000	17 500 000	13 500 000	12 000 000		
Cluster 8 Water backlog(Ward 16,17,18)	<b>MIG</b>	R 9 593 000	R 15 384 000	R 20 000 000	9 593 000		
Cluster 9 Sanitation (Wards 1,2,3,4 & 6)	<b>MIG</b>	12 500 000	12 500 000	12 000 000		12 500 000	
Cluster 10 Sanitation ( Wards 7,8,9,10,11 &12)	<b>MIG</b>	12 000 000	12 000 000	13 000 000		12 000 000	
Cluster 11 Sanitation ( Wards 13,15 & 16)	<b>MIG</b>	12 000 000	12 000 000	12 000 000		12 000 000	
<b>TOTAL: NGCOBO LM</b>		<b>R 94 593 000</b>	<b>R 110 384 000</b>	<b>R 115 610 000</b>	<b>R 50 093 000</b>	<b>R 44 500 000</b>	<b>R 0</b>
<b>SAKHISIZWE MUNICIPALITY</b>							
		<b>2012/13</b>	<b>2013/2014</b>	<b>2014/2015</b>	<b>WATER</b>	<b>SANITATION</b>	<b>OTHER</b>
Elliot Waste Water Treatment Works	<b>MIG</b>	10 800 000	500 000	500 000		10 800 000	
Cluster 5 Sanitation (Wards 2,3,4,7 and Taleni )	<b>MIG</b>	5 000 000	10 500 000	15 000 000		5 000 000	
Cluster 4 waterbacklog(Wards 6,7,& 4)	<b>MIG</b>	6 800 000	8 000 000	7 500 000	6 800 000		
Cala Bulk Water and Sanitation Services	<b>MIG</b>	3 000 000	8 000 000	6 000 000	3 000 000		
Xalanga Ward 4 Water Supply	<b>MIG</b>	R 200 000	R 0	R 0	200 000		



<b>TOTAL: SAKHISIZWE LM</b>		<b>R 25 800 000</b>	<b>R 27 000 000</b>	<b>R 29 000 000</b>	<b>R 10 000 000</b>	<b>R 15 800 000</b>	<b>R 0</b>
-							
<b>TSOLWANA MUNICIPALITY</b>		<b>2012/13</b>	<b>2013/2014</b>	<b>2014/2015</b>	<b>WATER</b>	<b>SANITATION</b>	<b>OTHER</b>
Cluster 1 Sanitation (Ward 2 & 3	<b>MIG</b>	R 8 500 000	R 8 500 000	R 9 000 000		R 8 500 000	
Tarkastad Bucket Eradication	<b>MIG</b>	R 1 200 000	R 500 000	R 0		R 1 200 000	
Rehabilitation of Sewer Ponds-Hofmeyer	<b>MIG</b>	R 500 000	R 2 000 000	R 1 500 000		R 500 000	
Rocklands Water Project	<b>MIG</b>	R 1 000 000	R 300 000	R 1 000 000	R 1 000 000		
Hofmeyer Pump station	<b>MIG</b>	R 1 500 000	R 2 200 000	R 3 000 000		R 1 500 000	
<b>TOTAL TSOLWANA</b>		<b>R 12 700 000</b>	<b>R 13 500 000</b>	<b>R 14 500 000</b>	<b>R 1 000 000</b>	<b>R 11 700 000</b>	<b>R 0</b>
<b>CHRIS HANI DISTRICT MUNICIPALITY</b>							
PMU Operational Budget	<b>MIG</b>	<b>R 3 000 000</b>	<b>R 3 000 000</b>	<b>R 3 000 000</b>			<b>R 3 000 000</b>
<b>GRAND TOTAL</b>		<b>R 345 243 000</b>	<b>R 364 190 000</b>	<b>R 395 610 000</b>	<b>R 174 343 000</b>	<b>R 159 600 000</b>	<b>R 11 300 000</b>

CHRIS HANI DISTRICT MUNICIPALITY  
CAPITAL BUDGET - 2012/13to 2014/15  
BIG PROJECTS

Project Number (1)	Project Name				
		<b>Funder</b>	<b>2012/13</b>	<b>2013/14</b>	<b>2014/13</b>
	-	-			
<b>INTSIKA YETHU MUNICIPALITY</b>		<b>Funder</b>	<b>2012/13</b>	<b>2013/14</b>	<b>2014/13</b>
ECR023	Cluster 9 Water backlog (Ward 13)	<b>BIG</b>	R 35 200 000	R 35 000 000	R 35 000 000
	Cluster 4 Water Backlog	<b>BIG</b>	R 20 000 000	R 20 000 000	R 32 000 000
<b>TOTAL: INTSIKA YETHU LM</b>			<b>R 55 200 000</b>	<b>R 55 000 000</b>	<b>R 67 000 000</b>
	-	-			
<b>INXUBA YETHEMBA MUNICIPALITY</b>		<b>Funder</b>	<b>2012/13</b>	<b>2013/14</b>	<b>2014/13</b>
ECRO05a	Middleburg Water Provision	<b>BIG</b>	R 8 800 000	R 0	R 0
<b>TOTAL: INXUBA YETHEMBA LM</b>			<b>R 8 800 000</b>	<b>R 0</b>	<b>R 0</b>
<b>LUKHANJI MUNICIPALITY</b>		<b>Funder</b>	<b>2012/13</b>	<b>2013/14</b>	<b>2014/13</b>
	Augment Queenstown water supply(Xonxa)	<b>BIG</b>	R 65 740 000	R 60 000 000	R 68 672 000
<b>TOTAL: LUKHANJI LM</b>			<b>R 65 740 000</b>	<b>R 60 000 000</b>	<b>R 68 672 000</b>
<b>NGCOBO MUNICIPALITY</b>		<b>Funder</b>	<b>2012/13</b>	<b>2013/14</b>	<b>2014/13</b>
ECR025b	Cluster 6 Water Backlog(Ward 9,13,15,16))	<b>BIG</b>	30 000 000	30 000 000	35 000 000
<b>TOTAL: NGCOBO LM</b>			<b>R 30 000 000</b>	<b>R 30 000 000</b>	<b>R 35 000 000</b>
	-	-			
<b>TSOLWANA MUNICIPALITY</b>		<b>Funder</b>	<b>2012/13</b>	<b>2013/14</b>	<b>2014/13</b>
ECRO05b	Hofmeyer Water Supply	<b>BIG</b>	R 9 665 000	R 30 024 000	R 0
			<b>R 9 665 000</b>	<b>R 30 024 000</b>	<b>R 0</b>
<b>TOTAL: TSOLWANA LM</b>		<b>CHRIS HANI DISTRICT MUNICIPALITY</b>			

<b>GRAND TOTAL: BIG PROJECTS</b>			<b>R 169 405 000</b>	<b>R 175 024 000</b>	<b>R 170 672 000</b>
<b>SOURCE OF FUNDING</b>					

**Chris Hani District Municipality**

**Water Services Refurbishment Projects : Allocation : R 10 000 000 funded from Equitable share.**

<b>Municipality</b>	<b>Project Name</b>	<b>2012/2013</b>
<b>Inkwanca Municipality</b>		
	Refurbishment of Sterkstroom Water Treatment Works	3,800,000.00
<b>Total Inkwanca</b>		<b>3,800,000.00</b>
<b>Sakhisizwe</b>		
	Upgrade of WTW in Cala	2,000,000.00
<b>Total Sakhisizwe</b>		<b>2,000,000.00</b>
<b>Engcobo Municipality</b>	Construct a bulk line and reservoir in Nkobongo	3,200,000.00
<b>Total Engcobo</b>		<b>3,200,000.00</b>
<b>Tsolwana Municipality</b>	Tarkastad Augmentation of Water Schemes	1,000,000.00
<b>Tsolwana Municipality</b>		<b>1,000,000.00</b>
<b>Grand Total</b>		<b>10,000,000.00</b>

Chris Hani District Municipality

Programme : Rural Road Asset Management

<b>PROGRAMME</b>	<b>Project Name</b>	<b>2012/2013</b>	<b>2013/2014</b>	<b>2014/2015</b>
<b>DEPARTMENT OF ROADS AND TRANSPORT</b>	Road Asset Management	1 776 000	1 865 000	1 973 000
		<b>1 776 000</b>	<b>1 865 000</b>	<b>1 973 000</b>

**EPWP Projects**

<b>Project Name</b>	<b>Department</b>	<b>2012/2013</b>
<b>Kuluqolo Access Roads</b>	<b>Engineering</b>	6 000 000
<b>Dubeni Access Roads</b>	<b>Engineering</b>	6 400 000
<b>EPWP Learners</b>	<b>Engineering</b>	2 000 000
<b>Animal Health Improvement</b>	<b>LED</b>	2 000 000
<b>Total</b>		<b>16 400 000</b>

**List of project to be implemented under EPWP in 2012/2013 financial year**

<b>Project Name</b>	<b>Department</b>	<b>2012/2013</b>
<b>Inkwanca Paving</b>	<b>Engineering</b>	1 700 000.00
<b>Greening and Beautification of Inkwanca</b>	<b>Health and Community Services</b>	1 248 000.00
<b>Capacity Building of WTW and WWTW ( Process Controllers)</b>	<b>Engineering</b>	1 728 000.00
<b>Water Conservation Internship</b>	<b>Engineering</b>	3 159 000.00
<b>Animal Health Improvement</b>	<b>LED</b>	2 000 000.00
<b>Total</b>		<b>9 835 000.00</b>

Chris Hani District Municipality

Programme : Accelerated Community Infrastructure Programme

<b>PROGRAMME</b>	<b>Project Name</b>	<b>2012/2013</b>	<b>2013/2014</b>
<b>Upgrading of Sterkstroom Waste Water Treatment</b>	Upgrading of Sterkstroom Waste Water Treatment	2 820 000	3 000 000
	Water Conservation and Demand Management	2 000 000	4 200 000
		<b>4 820 000</b>	<b>7 200 000</b>

## Summary of Projects

<b>PROJECTS</b>	<b>EXPENDITURE</b>
MIG	R342,243,000
RBIG	R169,405,000
RURAL TRANSPORT	R 1,776,000
EPWP-2013 allocation	R 9,835,000
EPWP-2012 allocation	R 16,400,000
ACIP	R 4,820,000
<b>TOTAL</b>	<b>R 544,479,000</b>

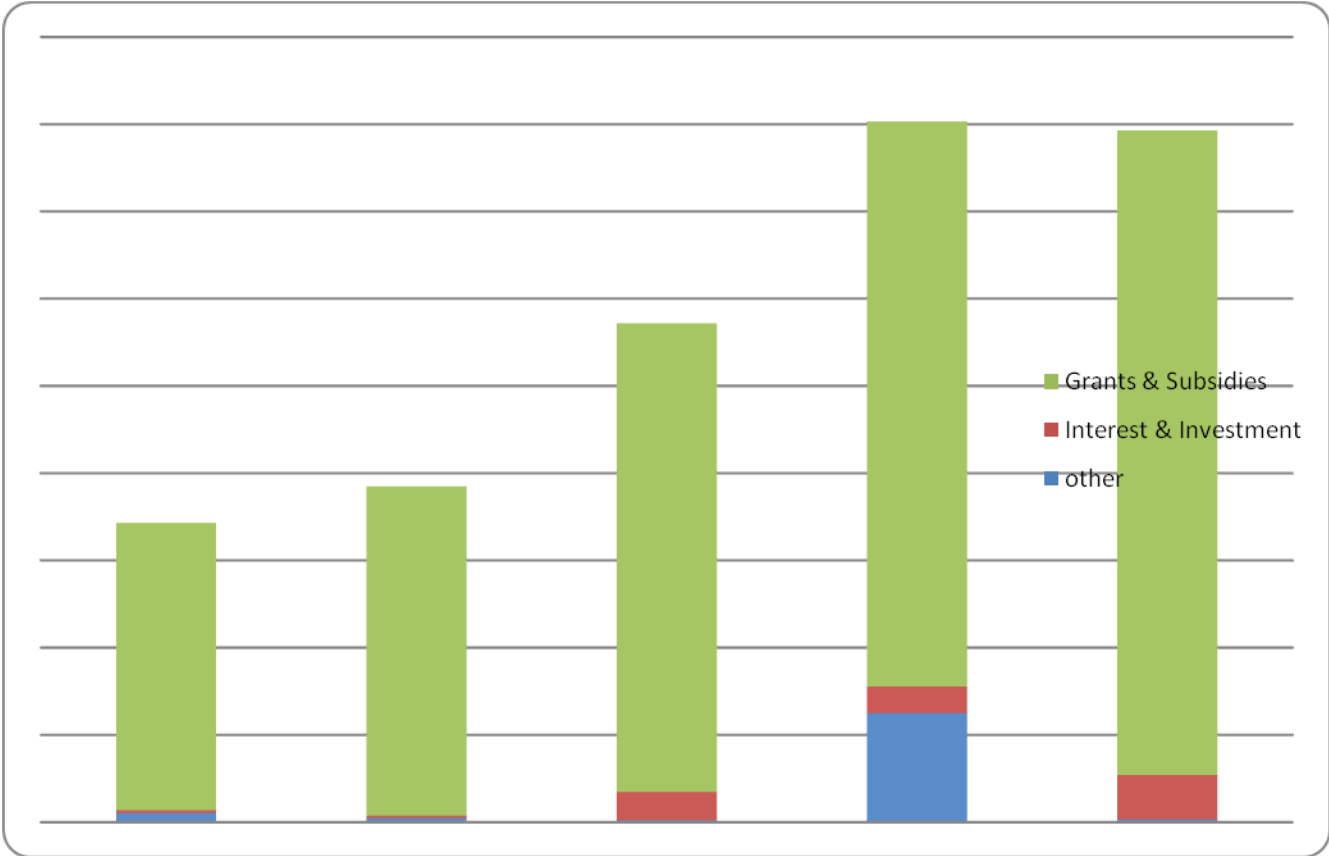


**CHRIS HANI DISTRICT MUNICIPALITY  
OPERATING ASSETS CAPITAL BUDGET 2012 / 2013  
(AFR)**

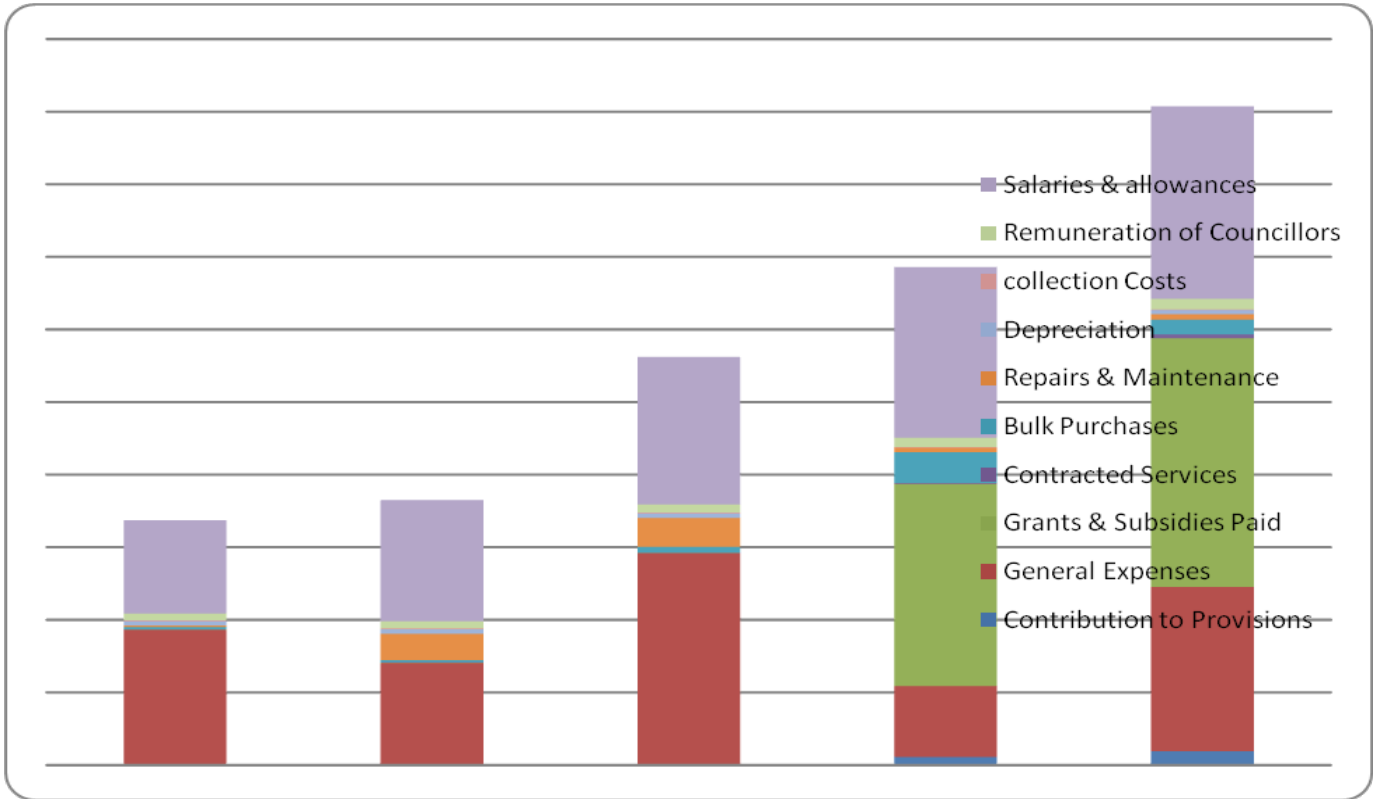
	2009 / 2010	2010 / 2011	2011 / 2012	2012 / 2013
	BUDGET	BUDGET	BUDGET	BUDGET
<b>Summary</b>	R	R	R	R
MUNICIPAL MANAGER OFFICER	500,028	1,828,382	230,000	173,500
CORPORATE SERVICES	1,885,000	174,200	3,549,000	24,800
BUDGET AND TREASURY OFFICE	241,776	160,100	215,586	323,231
COUNCIL GENERAL	53,132	0	50,000	52,300
HEALTH AND COMMUNITY SERVICES	2,813,000	2,538,220	4,950,000	1,826,566
TECHNICAL SERVICES	599,519	38,100	358,386	332,628
IPED	228,450	147,500	147,500	100,000
<b>GRAND TOTAL - CHRIS HANI DISTRICT MUNICIPALITY</b>	<b>6,320,905</b>	<b>4,886,502</b>	<b>9,500,472</b>	<b>2,833,025</b>

## 2.2 BUDGET RELATED CHARTS & EXPLANATORY NOTES

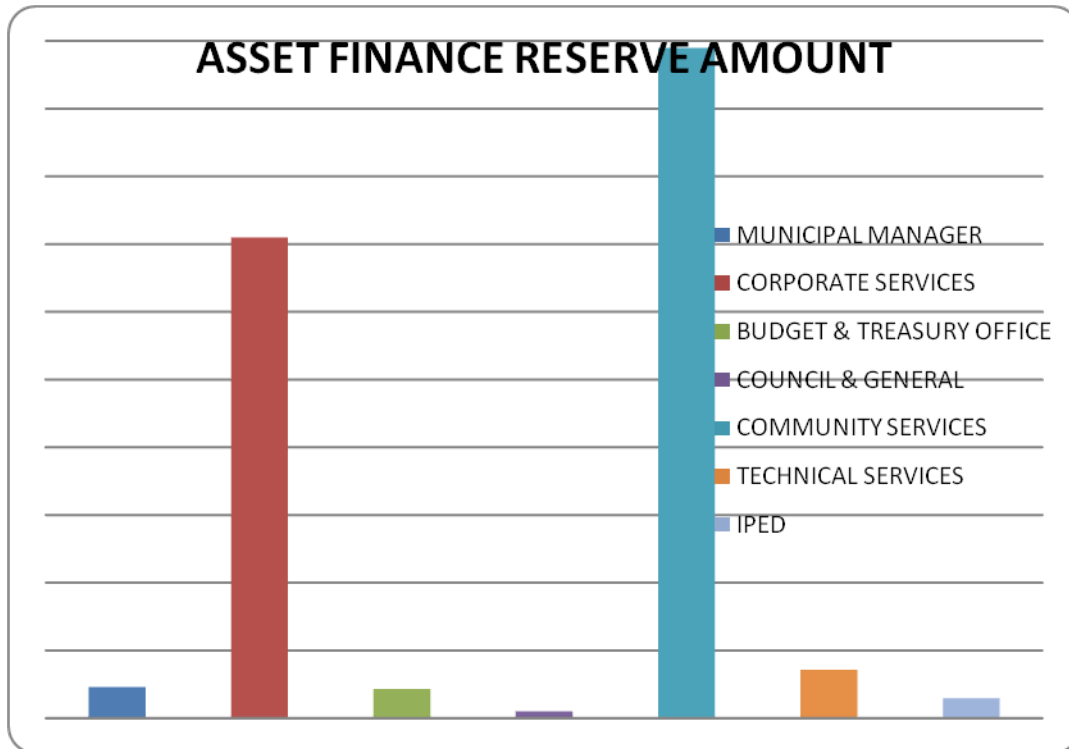
### CHART 1: REVENUE BY MAJOR SOURCE



**CHART 2: OPERATING EXPENDITURE PER MAJOR VOTE**



**CHART 3: OPERATING ASSETS FINANCE RESERVE  
2012/13**



### 3. SUPPORTING DOCUMENTATION (PROCESS OVERVIEW)

#### PROCESS OVERVIEW

#### SUPPORTING DOCUMENTATION

Section 17(3) of the MFMA requires certain documents must accompany the budget.

The following table was adjusted to accommodate a call from Circular 54 to relook the time table for preparation of the budget to create a synergy with Council internal arrangements.

**Table 1 : Summary Budget Process Timeframe**

<b>Month</b>	<b>Activity</b>	<b>Responsibility</b>
July 2011	Develop programme	CFO
August 2011	Discuss programme with Executive Mayor and MM	CFO
September 2011	Develop strategies	CFO
October 2011	Recognise spending capacity and constraints	CFO
November 2011	Issue Budget guidelines to Directorates	CFO
December 2011	Costing of personnel requirements Submission of Budget Proposals	CFO Directors
January 2012	Mid- year review approved Consolidate budget submissions	Mayor CFO
February 2012	Budget Consultations / Hearings	Committee / Finance team
March 2012	Compile Draft Budget	CFO
April 2012	Publish Draft Budget Arrange public participation Update Draft Budget	Com Services CFO
May 2012	Council approval of Budget	Mayor
June 2012	Publish Approved Budget	Communication services

## **POLITICAL OVERSIGHT**

Political input and direction was sought through the budget steering committee and further political and administrative oversight from directorate level.

### **LIST OF BUDGET RELATED POLICIES**

1. Budget Policy
2. Asset Management Policy
3. Corruption and Fraud Policy
4. Fleet Management Policy
5. Credit Control and Debt Collection Policy
6. Supply Chain Management Policy
7. Draft Virement Policy

Council is to take note that the above policies have relation to the budget and its implementation.

## 5. Municipal manager's quality certificate

I Noxolo Nqwazi , acting municipal manager of Chris Hani District Municipality, hereby certify that the Annual Budget and Supporting Documentation have been prepared in accordance with the Municipal Finance Management Act and the regulations made under the Act, and that the annual budget and supporting documents are consistent with the Integrated Development Plan of the municipality.

Print Name : \_\_\_\_\_ Acting Municipal manager of Chris Hani  
District Municipality (DC13)

Signature : \_\_\_\_\_

Date : \_\_\_\_\_